

西延安中学 2025年度 新八年级读后续写 暑期开放性作业任务单

姓名: _____ 班级: _____ 学号: _____

同学们,想不想用咱们学过的可视化工具大展身手?今天咱们就来个超有趣的读后续写活动!大家要连闯三关,用思维导图整理故事线索,再用故事地图勾勒续写情节,最后完成任务三。相信你们一定能把这些工具玩得炉火纯青,续写出精彩的故事!准备好了吗?一、二、三,开始吧!加油!


There was a boy who was sent to a boarding school. He used to be the brightest student in his class. He was at the top in every competition. But things changed after that. His grades started dropping. He hated being in a group. He was lonely all the time. He felt worthless and that no one loved him.

His parents began to worry. But even they did not know what was wrong. So his dad decided to visit the school and talk with him.

They sat on the bank of the lake near the school. The father started asking him casual questions about his classes, teachers and sports. Then he asked, "Do you know, son, why I am here today" The boy said, "To check my grades"

"No, no," his dad replied. "I am here to tell you that you are the most important person for me. I want to see you happy. I don't care about grades. I care about you. I care about your happiness. YOU ARE MY LIFE."

Now the boy had everything he wanted.

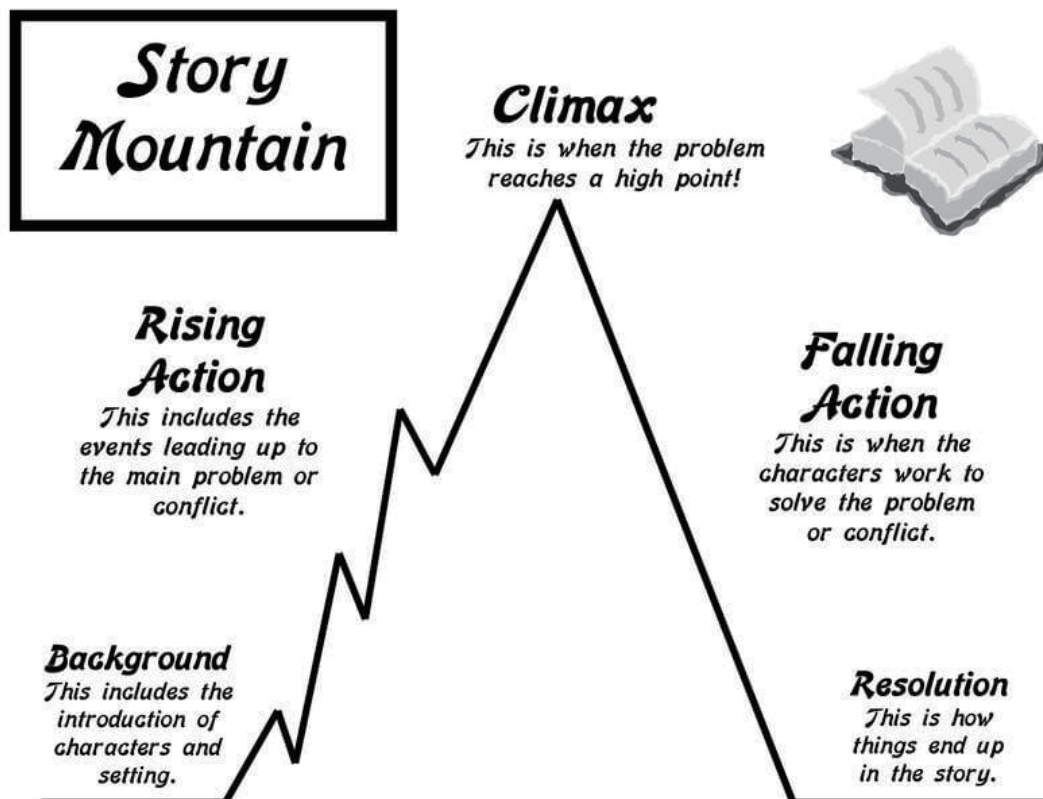
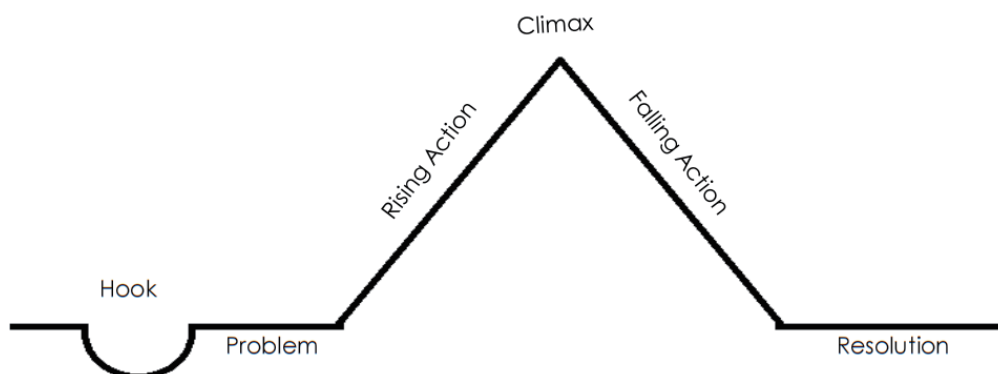


01

任务一

请你用你学过的思维工具为以上文本画一张结构图(以下结构图至少选择一项完成)

1、story mountain (模仿7BU1, U4)



2、故事五要素 (5W Story Map)

Name: _____

Story Elements

Date: _____

(Identify and learn the elements of a story)

Title: _____

Setting:

(The location and the time period the story takes place)

Characters:

(Character Names and the roles in the story)

Problem:

(Describe the problem in the story)

Solution:

(Describe how the problem is solved)

Beginning:

(How the first part of the story starts)

Middle:

(Contains the bulk of the story)

End:

(How the story comes to an end)

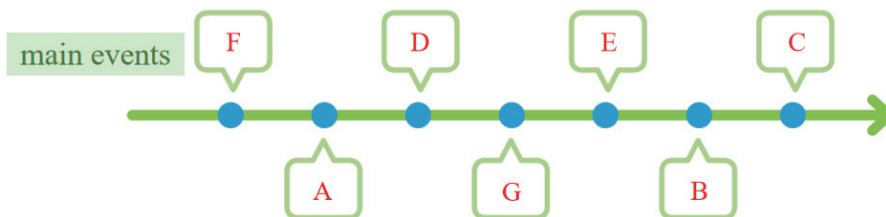
3、Timeline (参考7BU5)

方法一：关注人物情感变化（侧重情感变化）

The boy's feelings

The father's feelings


方法二：关注情节发展顺序（侧重动作）（参考7BU3）



方法三：将情节和情感变化融合在一起

02 任务二

做完文本梳理以后，让我们一起来大显身手吧。请为本文完成一个30-50字左右的结尾吧。



写作小助手（如果你还是没有思路，或许以下问题可以帮助你思考）

Step 1: Feel the Boy's Heart 体会男孩的心理过程

(What's happening inside him?)

Before dad's words:

Circle 3 words from the story:

lonely worthless bright loved dropping

His body felt:

Heavy Shaky Frozen Empty

His mind thought:

I am _____ (draw from circled words)

After dad's words:

Color his new feeling:

Calm blue warm yellow Hopeful green

Finish the sentence:

When dad said 'YOU ARE MY LIFE,' my heart _____

Step 2: Picture the Moment 场景视觉化

(Add details like a movie scene)

SEE:

The lake water is _____ (still? wavy?)

Dad's hand is _____ (on my shoulder? holding mine?)

HEAR:

Sounds around: _____ (birds? wind? silence?)

FEEL:

My tears feel _____ (hot? salty?)

The air smells _____ (wet grass? lake water?)

Step 3: Show the Change 改变发生

(What does he do next?)

Choose 1-2 actions:

- I hug dad tight
- I wipe my tears
- I whisper "Thank you"
- I smile for the first time in months

Write 1 sentence:

Right then, I _____."

(Example: "Right then, I hugged dad like I was 5 years old.")

Step 4: Happy Ending / Other Ending 结尾

(What happens later?)

At school tomorrow:

With friends:

Eat lunch together

Ask "Can I join?"

In class:

Raise hand once

Help clean the board

Write the last line:

"And now I know _____."

(Examples:

"And now I know dad's love is my superpower."

"And now I know I'm enough just being me.")

Check Before Finishing

✓ I described 1 thing you can see

✓ I included 1 sound or smell

✓ I showed how the boy changed

✓ My ending has hope

03

任务三（二选一）

Option 1

同学们，想不想开启一场超有趣的探秘之旅？来来来，咱们一起拍个视频，介绍你是如何完成任务2的。你可以分享自己选用了哪种思维工具，比如说，思维导图是不是帮你理清了故事的来龙去脉？或者故事地图是不是让你精准定位了情节的走向？最重要的是，视频里要完整展示你的制作过程，解释你续写的语篇，分析文本的主旨和深层含义，最后别忘了和大家分享你的收获哦！相信大家都摩拳擦掌，准备大显身手了！快来一展身手，让大家看看你的创意和成果吧！

Option 2

可以参考以下指令帮助你修改你写得文本，贴出你的修改稿，并请用中文表达出你的思维导图如何帮助你搭建起文本与续写之间的桥梁，以及在任务完成中，你收获了怎样的奇妙体验和深刻感悟。快来展示你的创意和智慧吧，期待你的精彩分享！




AI指令

我是一位初中英语老师，为了让学生作文得到提升，且不打击学生的自信心，请细致地批改这几篇英语作文（见图/见以上文字），要求：

- ① 批改分为五个部分：总体评分、评价、详细纠错、语句升级、参考范文；
- ② 总体评分（满分10分）：按照内容4分、语言4分、组织结构2分三个维度进行评分，并算出总分；
- ③ 评价：讲讲这篇作文值得肯定的地方，哪些地方可以做得更好；
- ④ 详细纠错：找出各段的语言错误，筛选出最需要修改的地方（比较小的问题可以忽略），并给到更正内容和错误原因；
- ⑤ 语句升级：摘抄原句，并给到升级版本的句型，至少给到3句，引导学生自己修改，提升句型；
- ⑥ 参考范文：较原文修改的部分，请将该处文字加粗呈现。

Revised article (修改后文章, 不可直接抄范文, 范文仅用30% 内容)



我的收获 (可以用中文或英文)

